

Mounting instructions

Side bar series: GM - GC- RM - RC

Fiat Doblo 2010+ **Opel Combo 2012+**



SW13 (23 Nm)



SW17 (46 Nm)












45 Min.

Version: December 2017












Fig. 9 Test the wire first before mounting

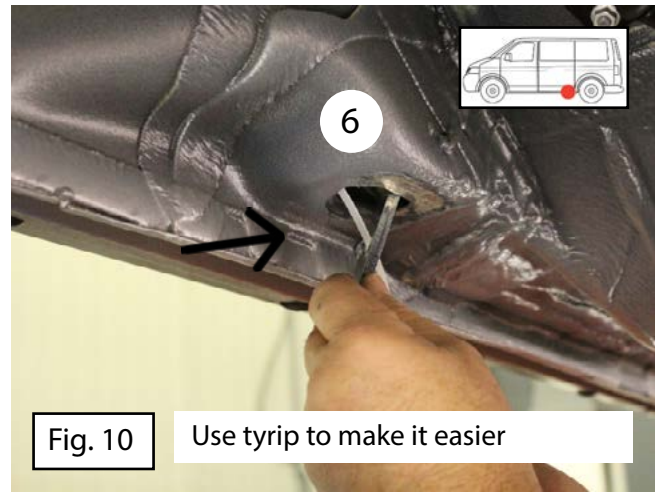


Fig. 10 Use tyrip to make it easier




Fig. 11




Fig. 12




Fig. 13




Fig. 14




Fig. 15



Fig. 16




Fig. 17

Tighten all the bolts.



Fig. 18

Matching accessories:

